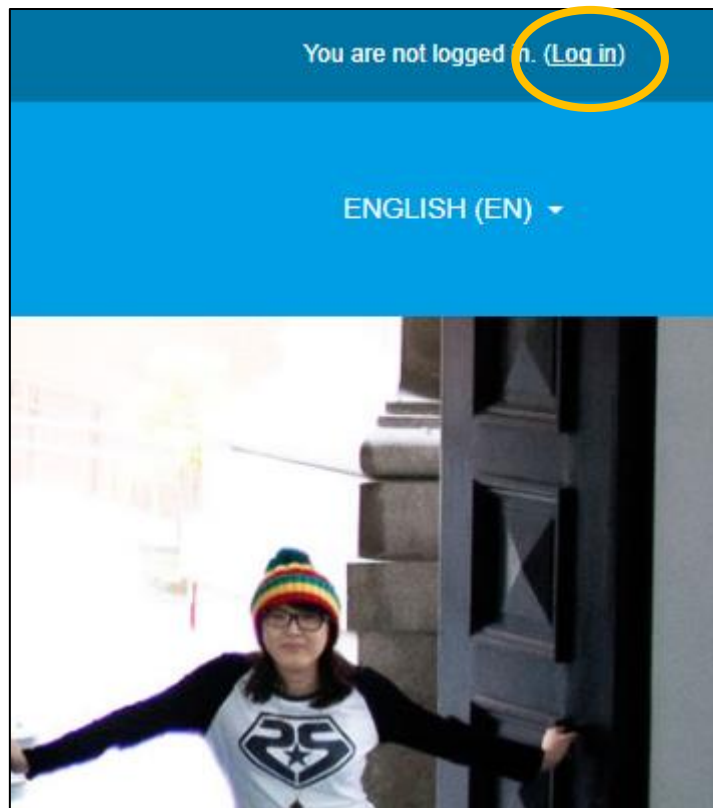


Step 1: 選擇你要的語言。Select the language you prefer.



Step 2: 登入考試系統。Log in.



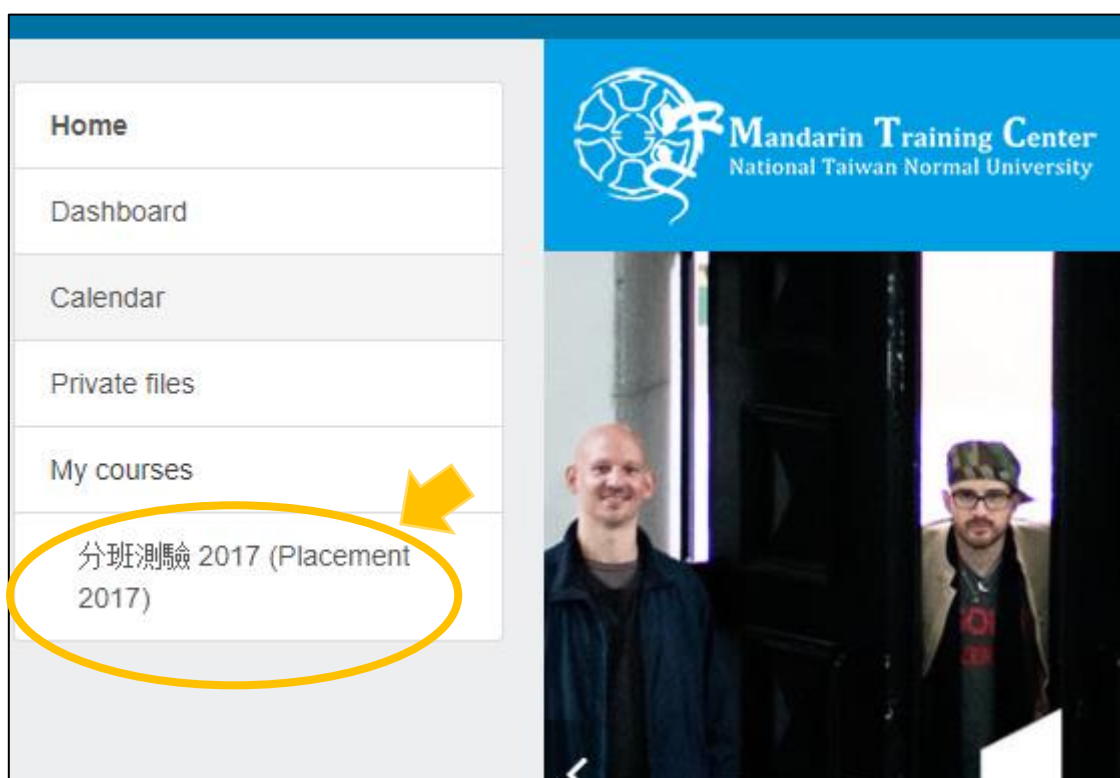
Step 3: 輸入帳號、密碼。Log in.

帳號 Username：臨時編號 reference number（入學許可信內 on your admission letter）

密碼 Password：M M D D（4 個數字，生日的月日，例如：1 月 30 日出生的人，輸入 0130）。Your password is 4 numbers of your birth month and date. If you're born on January 30th, please key in "0130".

The screenshot shows the login interface for the MTC E-Test system. The title is "MTC E-Test system". There are two input fields: the first contains the reference number "2017120000" and the second is for the password, with a red "LOG IN" button below it. A "Remember username" checkbox is also present. A yellow arrow points to the "LOG IN" button. A green callout box explains that the password is the birth month and date (e.g., "0130" for January 30th). Another green callout box points to the reference number field, stating it should be the number from the admission letter. Below the login form, there is a section for "Mandarin Training Center" with contact information and a confirmation of the reference number: "Your Reference Number : 2017120000". A green circle highlights this reference number.

Step 4: 點選「分班測驗 2017 (Placement 2017)」。Click on "分班測驗 2017 (Placement 2017)".



◆ **GO TO PART 1. 前測 Pretest: fill out the Language-learning survey form.**

Step 5: 點選「語言學習時數調查 Language-learning Survey」。Select “語言學習時數調查 Language-learning Survey”.



**Part 1. 前測 Pretest**

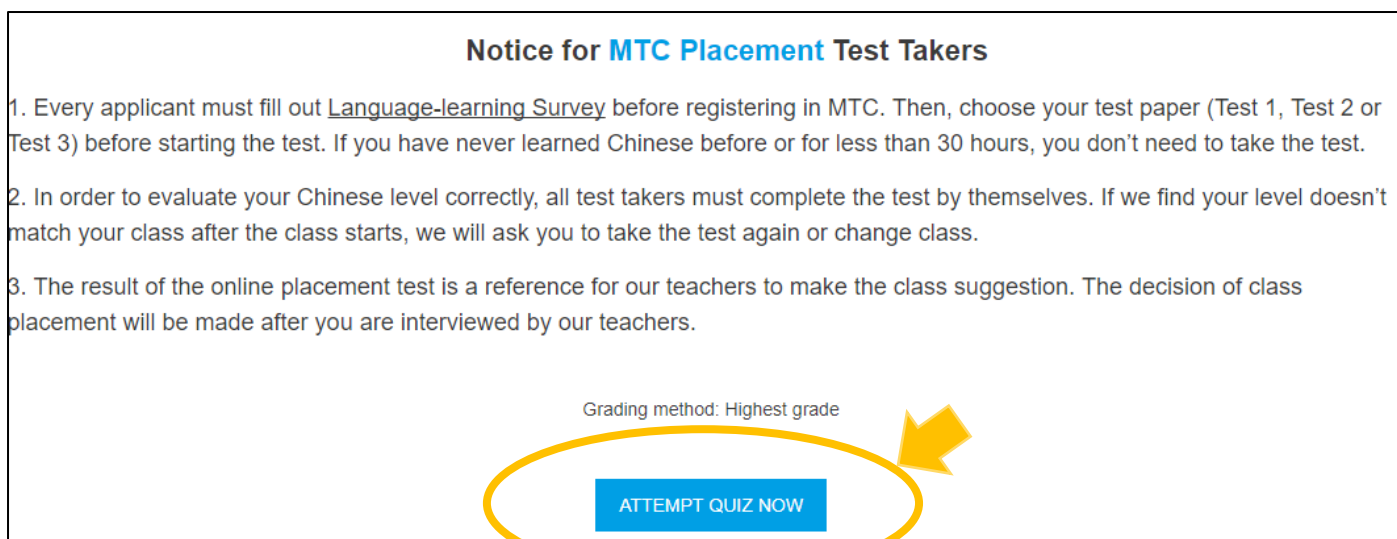
填寫語言學習時數調查 Fill out Language-learning Survey  
 不管你是不是學過中文，所有的申請者都必須填寫 **Part 1. 語言學習時數調查 Language-learning Survey.**  
 Whether or not you have learned Chinese before, all applicants must complete **Part 1. Language-learning Survey.**

語言學習時數調查 Language-learning Survey

**Part 2. 分班測驗 Placement Test**

聽力測驗和閱讀測驗 Listening & Reading Test

Step 6: 看語言學習時數調查的說明。看完點選「開始作答」。Read the instructions for the survey. Click on “ATTEMPT QUIZ NOW.”



**Notice for MTC Placement Test Takers**

1. Every applicant must fill out Language-learning Survey before registering in MTC. Then, choose your test paper (Test 1, Test 2 or Test 3) before starting the test. If you have never learned Chinese before or for less than 30 hours, you don't need to take the test.
2. In order to evaluate your Chinese level correctly, all test takers must complete the test by themselves. If we find your level doesn't match your class after the class starts, we will ask you to take the test again or change class.
3. The result of the online placement test is a reference for our teachers to make the class suggestion. The decision of class placement will be made after you are interviewed by our teachers.

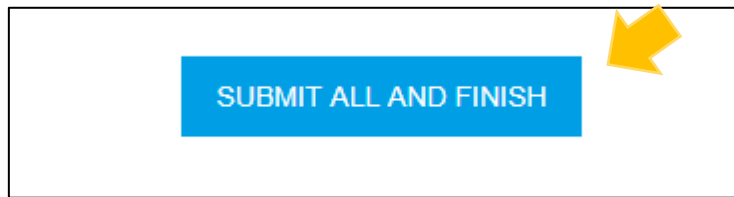
Grading method: Highest grade

**ATTEMPT QUIZ NOW**

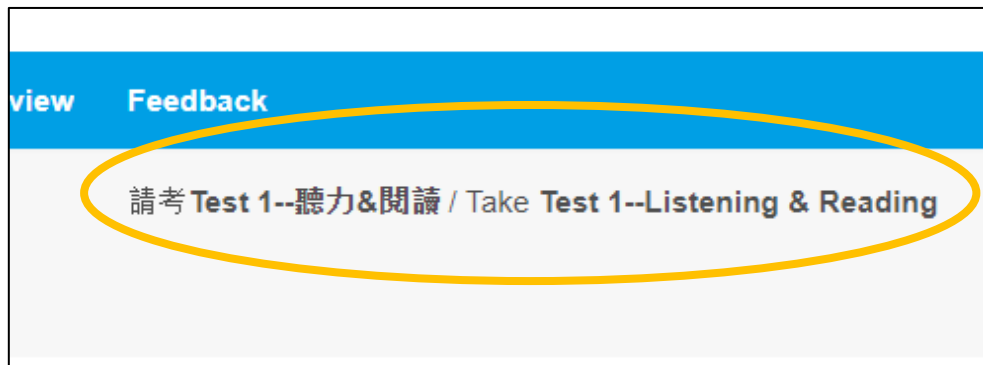
Step 7: 點選「完成作答」。Click on “FINISH ATTEMPT” when you finish.



Step 8: 請按「全部送出並結束」。Click on “SUBMIT ALL AND FINISH.”



Step 9: 請根據建議，選擇考卷，聽力測驗、閱讀測驗都要考試。Please follow this suggestion to find your test paper. You should take **both** Listening test and Reading test.



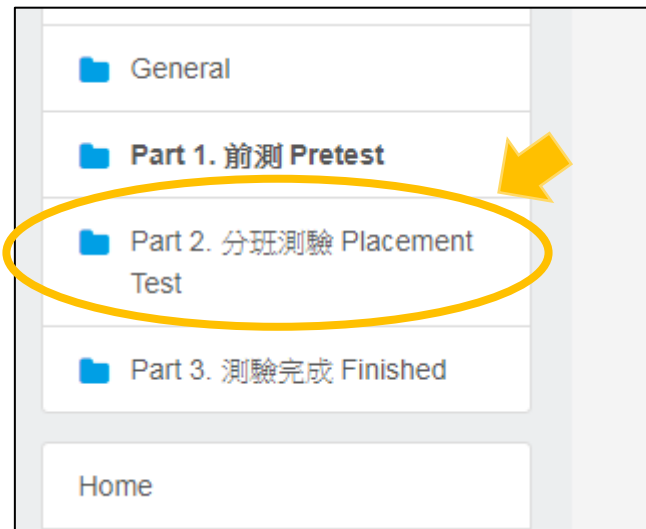
注意：如果你沒學過中文或學習時數少於 30 小時，你可以不用考試，直接登出。

Note: If you have never learned Chinese or learned for less than 30 hours, you don't need to take any test. You can log out.

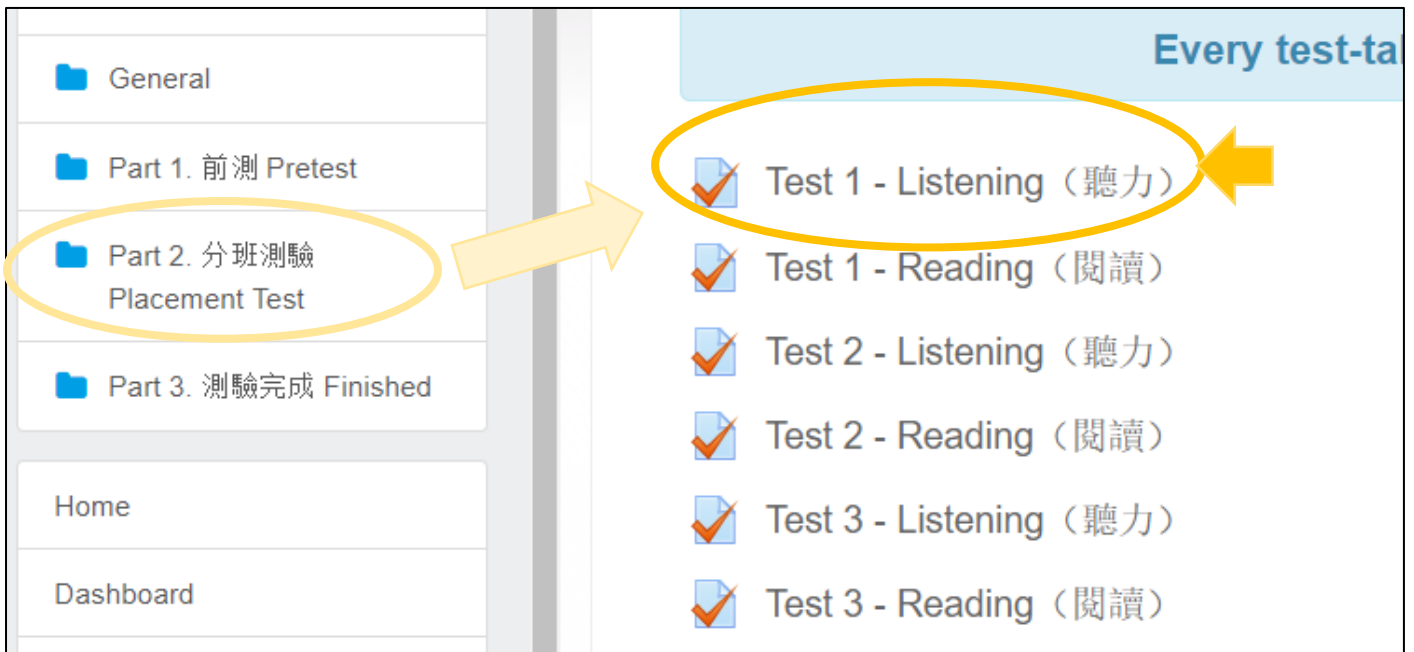


**◆ GO TO Part 2. 分班測驗 Placement Test.**

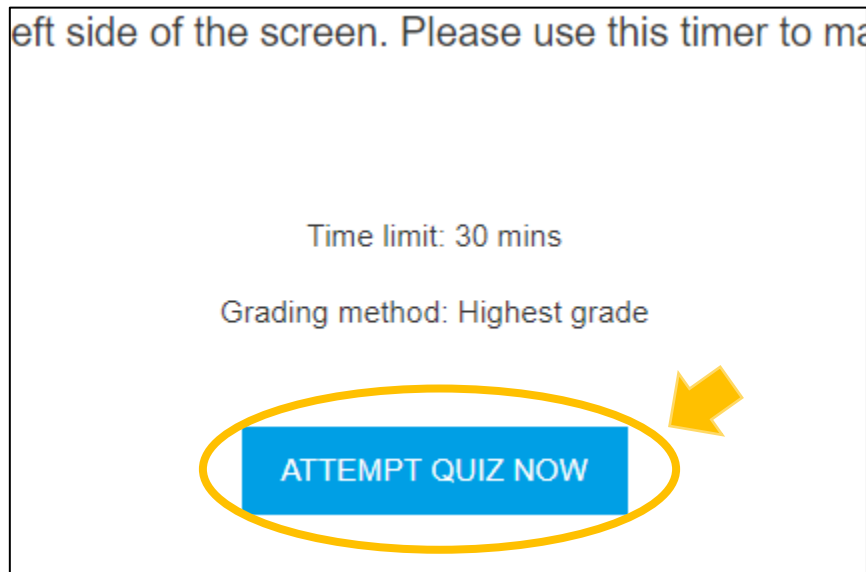
Step 10: 選「Part 2. 分班測驗 Placement Test」。Click on “Part 2. 分班測驗 Placement Test.”



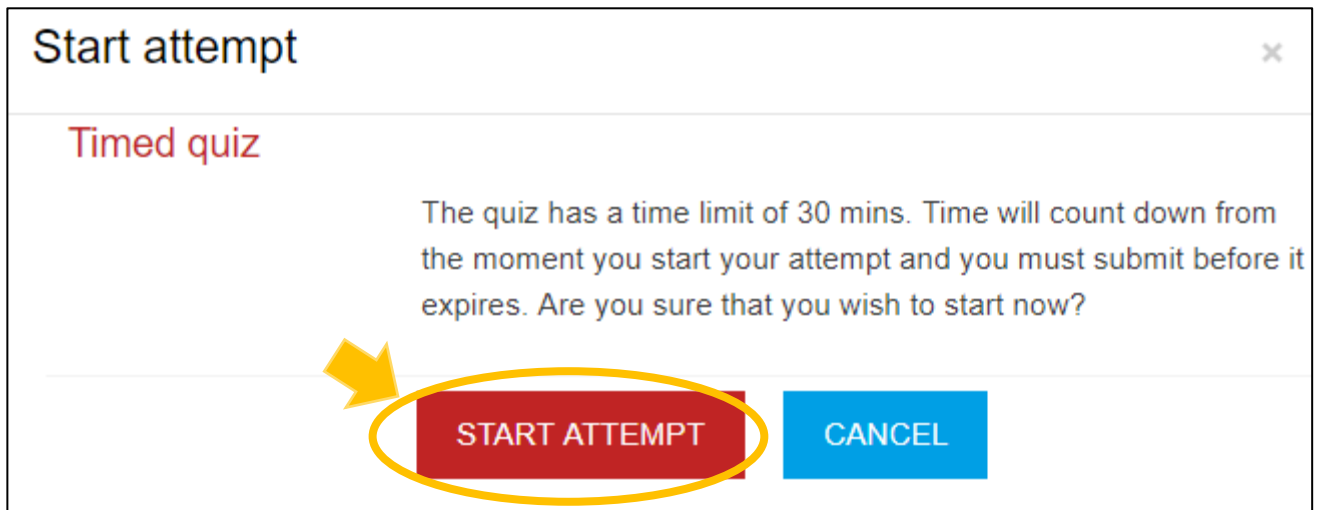
Step 11: 選擇考卷，這裡以 Test 1 - Listening（聽力）為範例。Select the test level. In this case, it's Test 1—Listening.



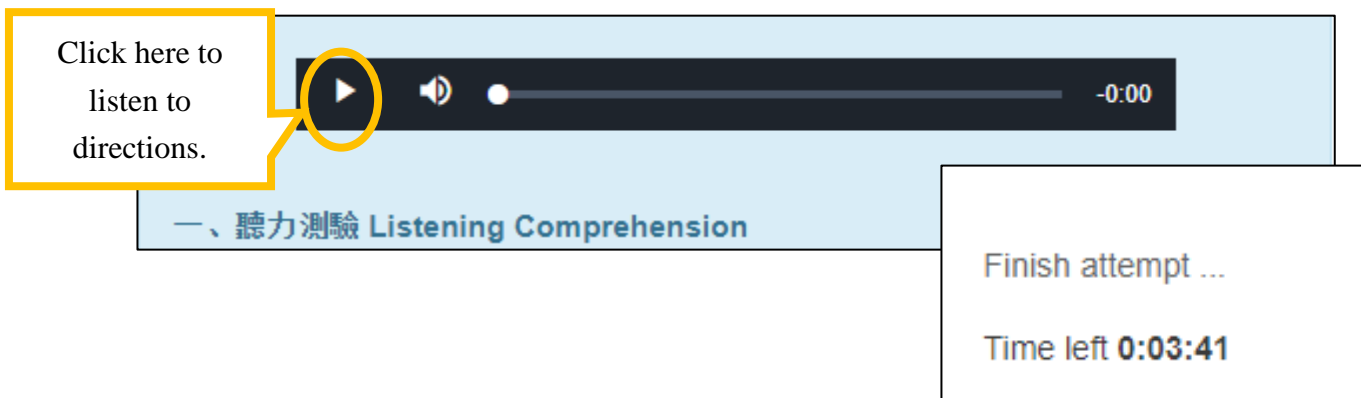
Step 12: 請先看聽力考試的說明，再按「開始作答」。 Read the test instructions and then click on “ATTEMPT QUIZ NOW.”



Step 13: 請按「開始作答」。 Click on “START ATTEMPT.”

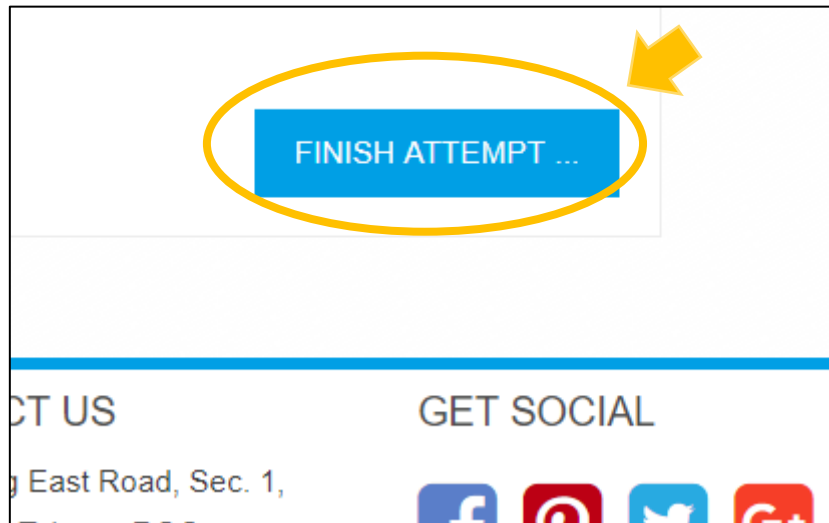


Step 14: 按下聲音播放，考試開始。你可以看到你還有多少時間。 Click on “play” (the triangle below) and then the test will begin. You can also see how much test time is left.

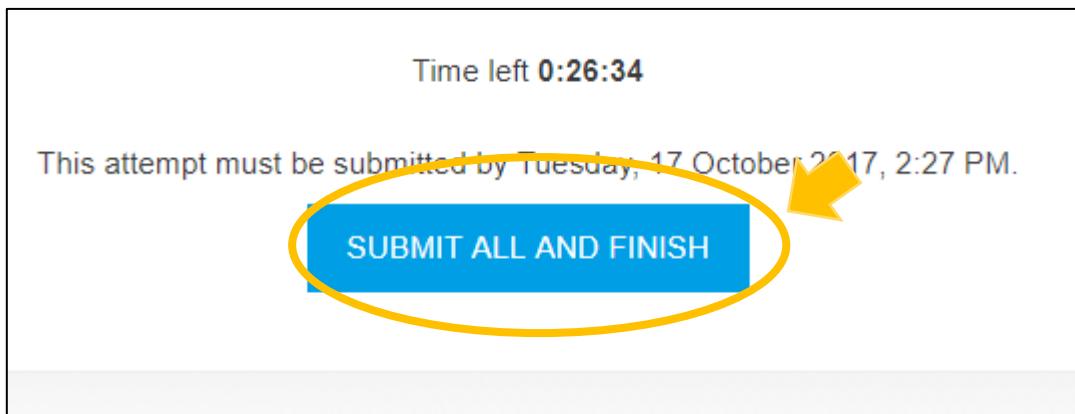




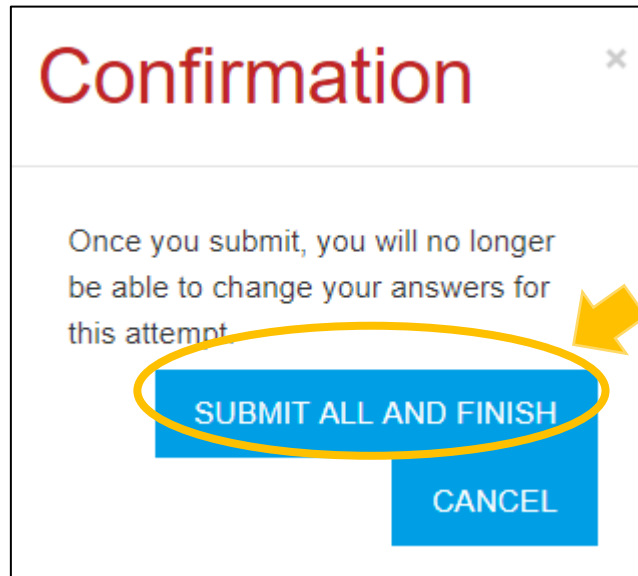
Step 15: 作完考試題目以後，按「完成作答」。When you finish the test, click on “FINISH ATTEMPT”.



Step 16: 選「全部送出並結束」。Click on “SUBMIT ALL AND FINISH.”



Step 17: 再次確認，請按「全部送出並結束」。Click on “SUBMIT ALL AND FINISH.”



Step 18: 請寫下你的成績，或拍照留記錄。Please write down or take a photo of your test result.

Summary of your previous attempts

Attempt	State	Grade / 50
1	Finished Submitted Tuesday, 17 October 2017, 2:02 PM	1

Highest grade: 1 / 50.

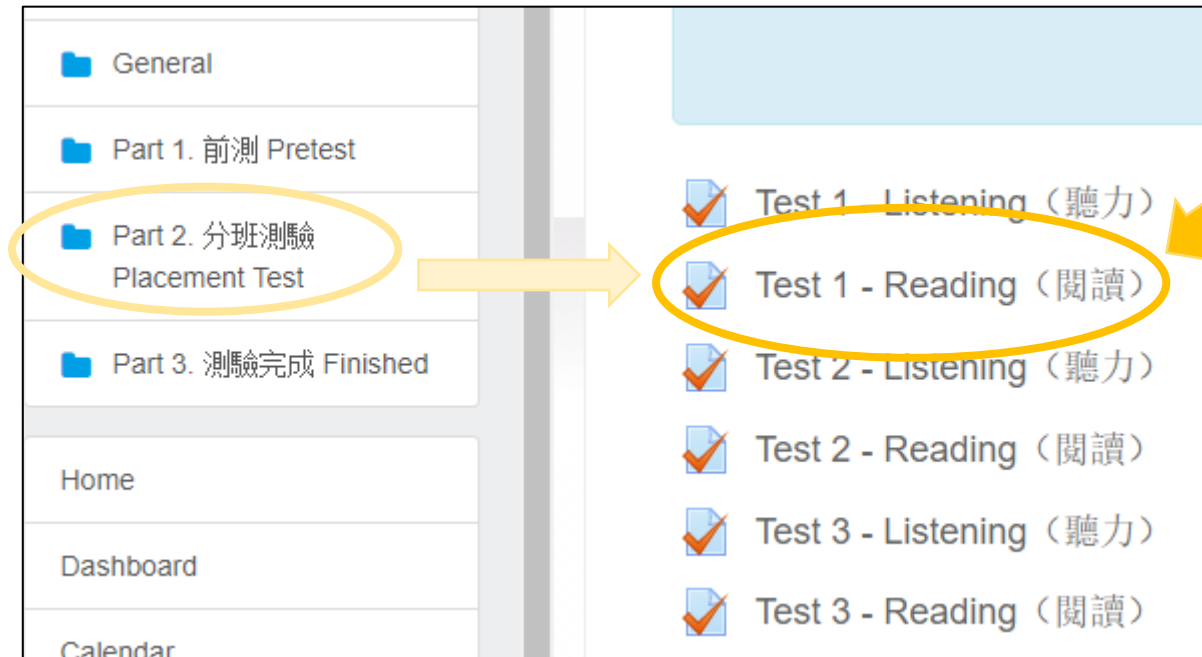
Write down or take a photo of your test results.

Step 19: 請回到「Part 2. 分班測驗 Placement Test」，考閱讀測驗。To take the reading test, you need to click on “Part 2. 分班測驗 Placement Test” again.

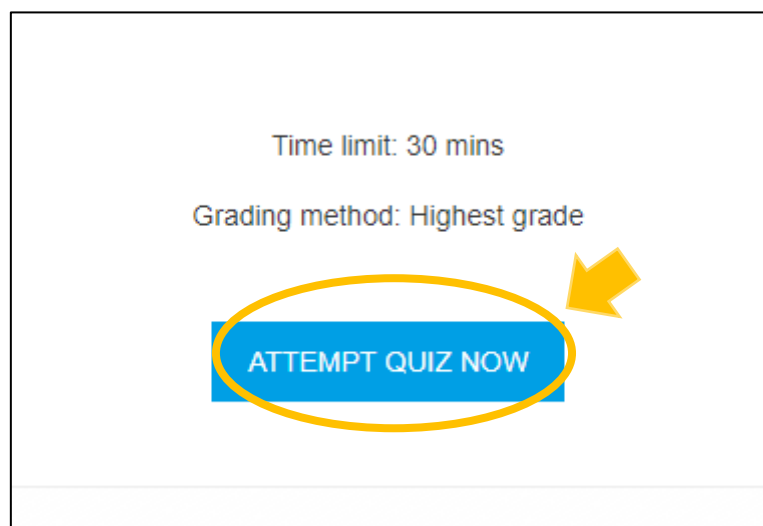




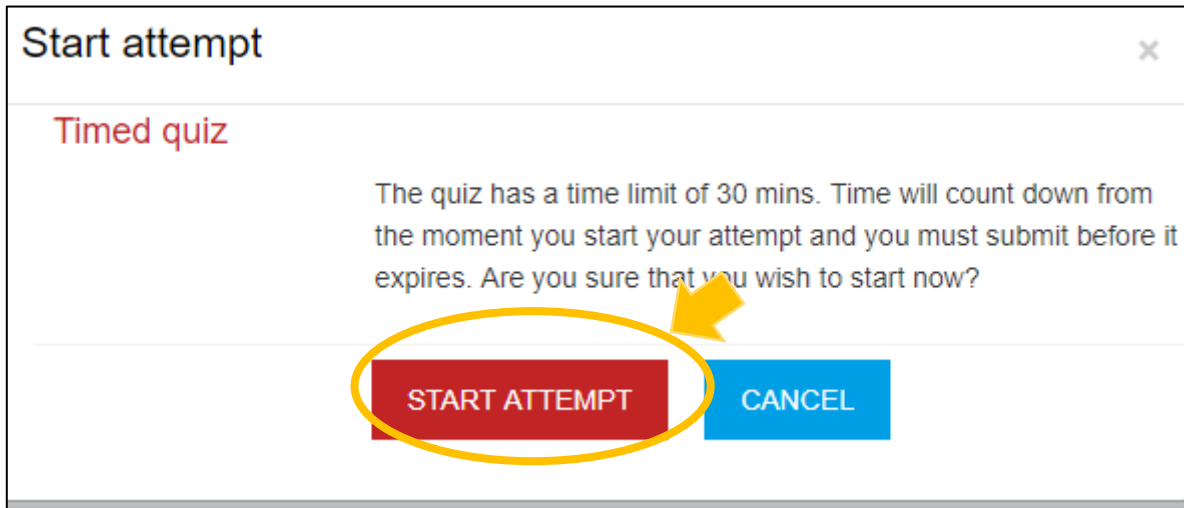
Step 20: 根據你得到的建議，選擇閱讀考試。這裡以 Test 1—Reading（閱讀）為範例。Click on the test paper you were just suggested. In this case, it's Test 1—Reading.



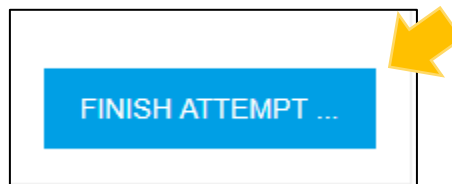
Step 21: 請先看閱讀考試的說明，再按「開始作答」。Please read the test instructions and then click on "ATTEMPT QUIZ NOW."



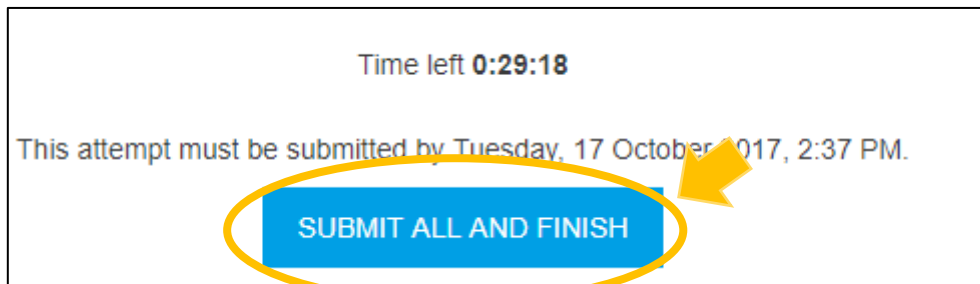
Step 22: 這個考試會計算時間，請按「開始作答」。This test has a time limit. Click on “START ATTEMPT.”



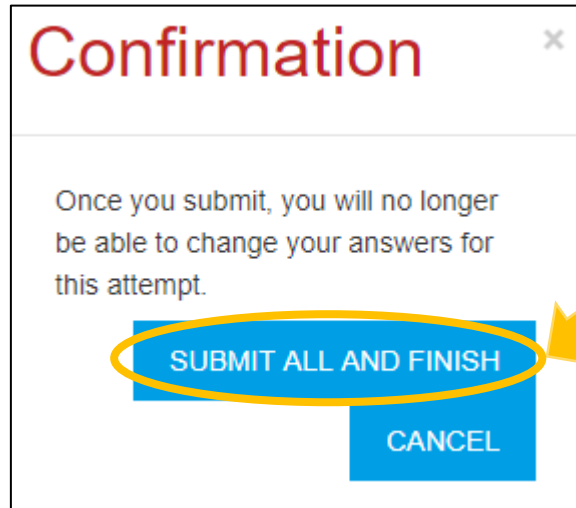
Step 23: 作完考試題目以後，請按「完成作答」。When you finish the test, Click on “FINISH ATTEMPT”.



Step 24: 請選「全部送出並結束」。Click on “SUBMIT ALL AND FINISH.”



Step 25: 再次確認，請按「全部送出並結束」。Click on “SUBMIT ALL AND FINISH.”



Step 26: 請寫下你的成績，或拍照留記錄。Please write down or take a photo of your test result.

Summary of your previous attempts

Attempt	State	Grade / 50
1	Finished Submitted Tuesday, 17 October 2017, 2:09 PM	2

Highest grade: 2 / 50.

Write down or take a photo of your test results.



Step 27: 請到國語中心註冊時，告訴我們你的考試成績。Tell us your results of Listening & Reading test when you register.